










## Glucometer Cleaning

MC 0827 (9/2010)

<p><b>Between Patients</b> <b>EXTERNAL</b></p>	 <p>Clean outside of meter with Sani-Cloth wipe. Allow 2 minutes to dry</p>	 <p>After use with isolation patients, clean outside of meter with bleach wipe. Allow 2 minutes to dry, then wipe with water-dampened cloth.</p>		
	<p><b>Daily Cleaning with QC and PRN</b> <b>INTERNAL and EXTERNAL</b></p>	 <p>Remove test strip holder</p>	 <p>Clean with Gluco-Chlor towelette</p>	 <p>Rinse with tap water Dry with cloth or tissue</p>
	 <p>Clean lens area and contact points with cotton swab dampened with water</p>	 <p>Clean outside of meter with Gluco-Chlor towelette, then with water-dampened cloth or tissue</p>	 <p>Clean and dry barcode scanner with water-dampened cloth or tissue</p>	 <p>Document in meter (select "cleaned meter") and per unit policy when applicable</p>